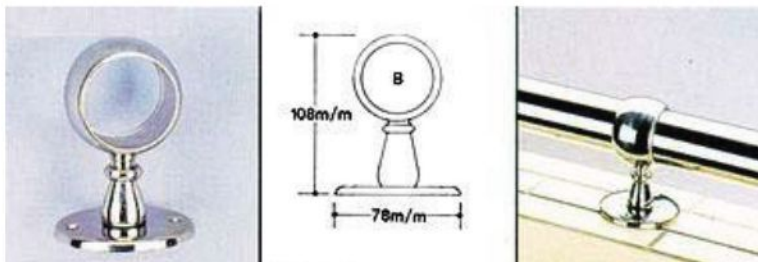


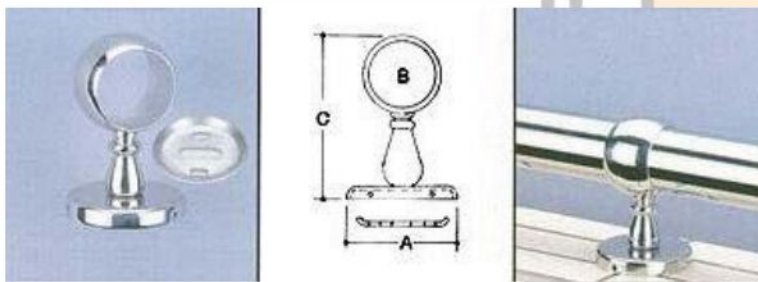
**HANDRAIL END SUPPORT**

Model No.	Size
1235A	B1 <sup>1</sup> / <sub>4</sub> " x A65 <sup>m</sup> /m x C65 <sup>m</sup> /m
1535A	B1 <sup>1</sup> / <sub>2</sub> " x A76 <sup>m</sup> /m x C70 <sup>m</sup> /m
2035A	B2" x A76 <sup>m</sup> /m x C70 <sup>m</sup> /m



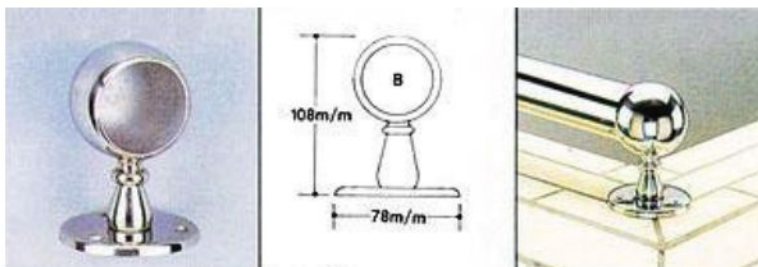
**RAIL CENTER SUPPORT**

Model No.	Size
1543	B1 <sup>1</sup> / <sub>2</sub> "
2043	B2"



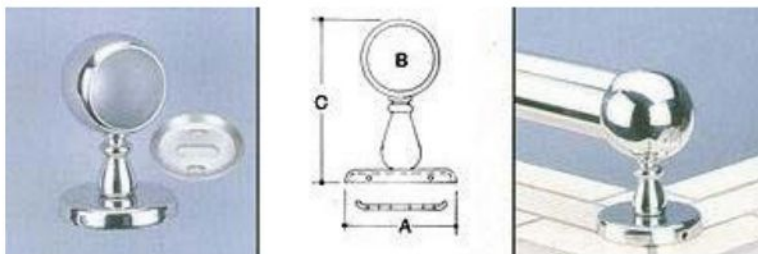
**RAIL CENTER SUPPORT**

Model No.	Size
1043A	B1" x A65 <sup>m</sup> /m x C85 <sup>m</sup> /m
1243A	B1 <sup>1</sup> / <sub>4</sub> " x A65 <sup>m</sup> /m x C95 <sup>m</sup> /m
1543A	B1 <sup>1</sup> / <sub>2</sub> " x A76 <sup>m</sup> /m x C105 <sup>m</sup> /m
2043A	B2" x A76 <sup>m</sup> /m x C115 <sup>m</sup> /m



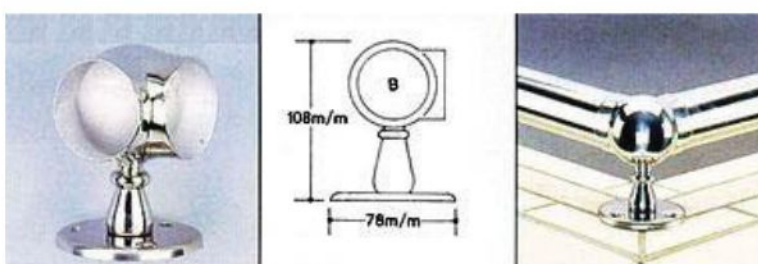
**RAIL END SUPPORT**

Model No.	Size
1544	B1 <sup>1</sup> / <sub>2</sub> "
2044	B2"



**RAIL END SUPPORT**

Model No.	Size
1044A	B1" x A65 <sup>m</sup> /m x C85 <sup>m</sup> /m
1244A	B1 <sup>1</sup> / <sub>4</sub> " x A65 <sup>m</sup> /m x C95 <sup>m</sup> /m
1544A	B1 <sup>1</sup> / <sub>2</sub> " x A76 <sup>m</sup> /m x C105 <sup>m</sup> /m
2044A	B2" x A76 <sup>m</sup> /m x C115 <sup>m</sup> /m



**RAIL CENTER SUPPORT**

Model No.	Size
1545	B1 <sup>1</sup> / <sub>2</sub> "
2045	B2"