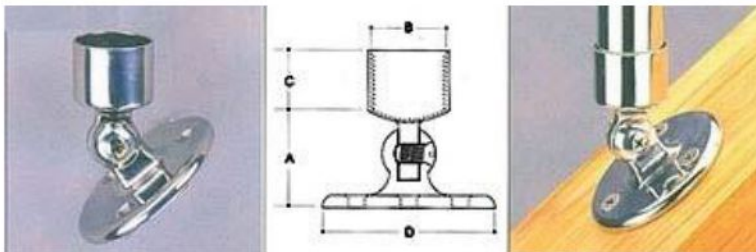


**ADJ. RAIL SUPPORT RADIUSED EXTERNAL FIT**

Model No.	Size
316A-1" x R <sup>1/2</sup> "	B1"xR1 <sup>1/2</sup> "x A1 <sup>1/4</sup> "x C <sup>3/4</sup> "
316A-1" x R2"	B1"xR2"x A1 <sup>1/4</sup> "x C <sup>3/4</sup> "
316A-1 <sup>1/4</sup> " x R <sup>1/2</sup> "	B1 <sup>1/4</sup> "xR1 <sup>1/2</sup> "x A1 <sup>1/4</sup> "x C <sup>3/4</sup> "
316A-1 <sup>1/4</sup> " x R2"	B1 <sup>1/4</sup> "xR2"x A1 <sup>1/4</sup> "x C <sup>3/4</sup> "
316A-1 <sup>1/2</sup> " x R <sup>1/2</sup> "	B1 <sup>1/2</sup> "xR1 <sup>1/2</sup> "x A1 <sup>1/2</sup> "x C <sup>7/8</sup> "
316A-1 <sup>1/2</sup> " x R2"	B1 <sup>1/2</sup> "xR2"x A1 <sup>1/2</sup> "x C <sup>7/8</sup> "
316A-2 <sup>1/2</sup> " x R2 <sup>1/2</sup> "	B2 <sup>1/2</sup> "xR2 <sup>1/2</sup> "x A2 <sup>1/2</sup> "x C <sup>1</sup> "
316A-2" x R2 <sup>1/2</sup> "	B2"xR2 <sup>1/2</sup> "x A2"x C1"
316A-2 <sup>1/2</sup> " x R3"	B2 <sup>1/2</sup> "xR3"x A2 <sup>1/2</sup> "x C1"



**ADJ. RAIL SUPPORT ROUND BASE EXTERNAL**

Model No.	Size
316AC-1"	B1"x A1 <sup>1/4</sup> "x C <sup>3/4</sup> "x D <sup>2 3/8</sup> "
316AC-1 <sup>1/4</sup> "	B1 <sup>1/4</sup> "x A1 <sup>3/8</sup> "x C <sup>3/4</sup> "x D <sup>2 1/2</sup> "
316AC-1 <sup>1/2</sup> "	B1 <sup>1/2</sup> "x A1 <sup>1/2</sup> "x C <sup>7/8</sup> "x D <sup>3</sup> "
316AC-2"	B2"x A2"x C1"x D4"
316AC-2 <sup>1/2</sup> "	B2 <sup>1/2</sup> "x A2 <sup>1/2</sup> "x C1"x D5"



**ADJ. RAIL SUPPORT FLAT INTERNAL FIT**

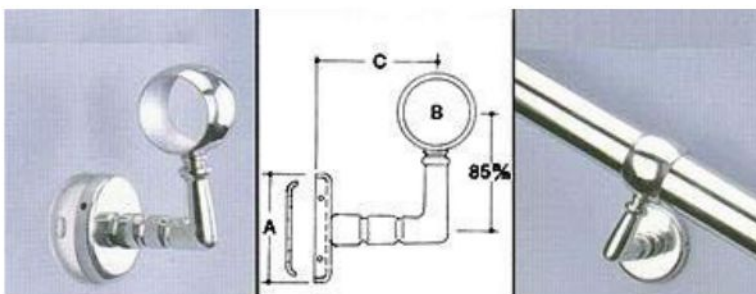
Model No.	Size
315AP	resemble to SS:315A

**ADJ. RAIL SUPPORT FLAT EXTERNAL FIT**

Model No.	Size
316AP	resemble to SS:316A

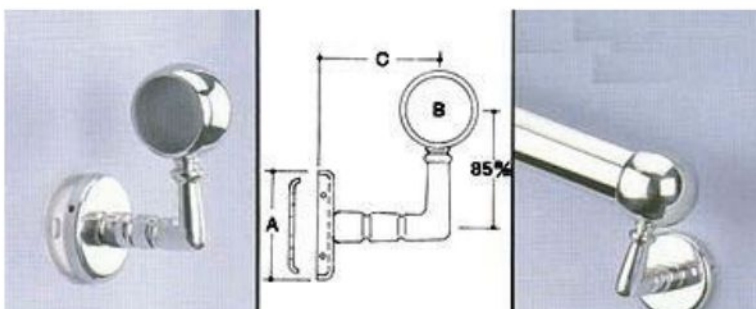
**ADJ. RAIL SUPPORT ROUND BASE INTERNAL FIT**

Model No.	Size
315AC	resemble to SS:316AC



**HANDRAIL CENTER SUPPORT**

Model No.	Size
1233A	B1 <sup>1/4</sup> " x A65 <sup>m</sup> /m x C65 <sup>m</sup> /m
1533A	B1 <sup>1/2</sup> " x A76 <sup>m</sup> /m x C70 <sup>m</sup> /m
2033A	B2" x A76 <sup>m</sup> /m x C70 <sup>m</sup> /m



**HANDRAILEND SUPPORT**

Model No.	Size
1234A	B1 <sup>1/4</sup> " x A65 <sup>m</sup> /m x C65 <sup>m</sup> /m
1534A	B1 <sup>1/2</sup> " x A76 <sup>m</sup> /m x C70 <sup>m</sup> /m
2034A	B2" x A76 <sup>m</sup> /m x C70 <sup>m</sup> /m