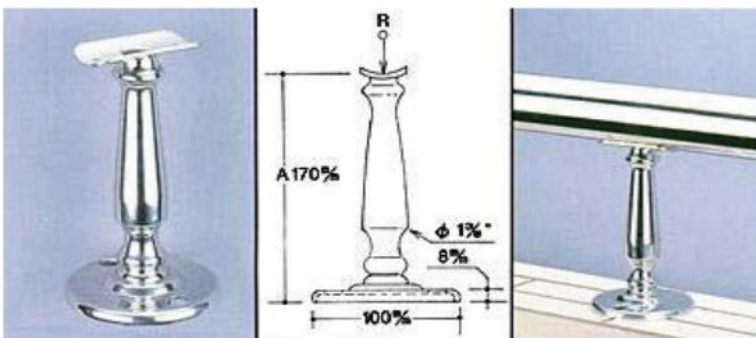


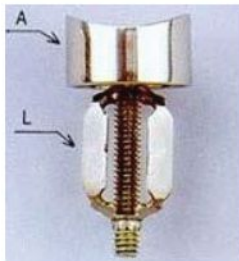
RAIL SUPPORT

Model No.	Size
2564A	B2 ¹ / ₂ " x A95 ^m /m
3064A	B3" x A95 ^m /m




RAIL SUPPORT

Model No.	Size
2564	R2 ¹ / ₂ " x A170 ^m /m
3064	R3" x A170 ^m /m



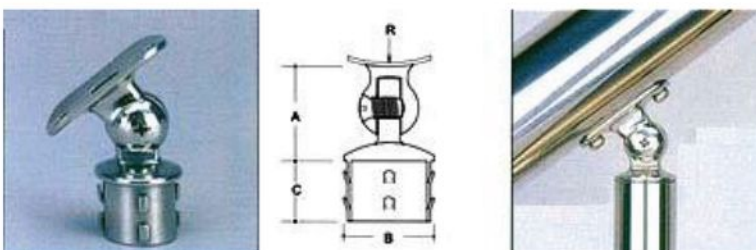
PERP. JOINER EXPANDING CAGE EXTERNAL FIT

Model No.	Size
313AL-1"	R1"~ 3"
313AL-1 ¹ / ₄ "	R1 ¹ / ₄ "~ 3"
313A-1 ¹ / ₂ "	R1 ¹ / ₂ "~ 3"
313AL-2"	R2"~ 3"
313AL-2 ¹ / ₂ "	R2 ¹ / ₂ "~ 3"
313AL-1"	R1"~ 3"



PERP. JOINER EXPANDING EXTERNAL CAP

Model No.	Size
314AL- 1"	R1"~ 3"
314AL-1 ¹ / ₄ "	R1 ¹ / ₄ "~ 3"
314AL-1 ¹ / ₂ "	R1 ¹ / ₂ "~ 3"
314AL-2"	R2"~ 3"
314AL-2 ¹ / ₂ "	R2 ¹ / ₂ "~ 3"



ADJ. RAIL SUPPORT RADIUSED INTERNAL FIT

Model No.	Size
315A-1" x R ¹ / ₂ "	B1"xR1 ¹ / ₂ "x A1 ¹ / ₄ "x C ³ / ₄ "
315A-1" x R2"	B1"xR2"x A1 ¹ / ₄ "x C ³ / ₄ "
315A-1 ¹ / ₄ " x R ¹ / ₂ "	B1 ¹ / ₄ "xR1 ¹ / ₂ "x A1 ¹ / ₄ "x C1"
315A-1 ¹ / ₄ " x R2"	B1 ¹ / ₄ "xR2"x A1 ¹ / ₄ "x C1"
315A-1 ¹ / ₂ " x R ¹ / ₂ "	B1 ¹ / ₂ "xR1 ¹ / ₂ "x A1 ³ / ₄ "x C ¹ / ₈ "
315A-1 ¹ / ₂ " x R2"	B1 ¹ / ₂ "xR2"x A1 ³ / ₄ "x C ¹ / ₈ "
315A-1 ¹ / ₂ " x R2 ¹ / ₂ "	B1 ¹ / ₂ "xR2 ¹ / ₂ "x A1 ³ / ₄ "x C ¹ / ₈ "
315A-2" x R2"	B2"xR2"x A2"x C1 ¹ / ₂ "
315A-2" x R2 ¹ / ₂ "	B2"xR2 ¹ / ₂ "x A2"x C1 ¹ / ₂ "