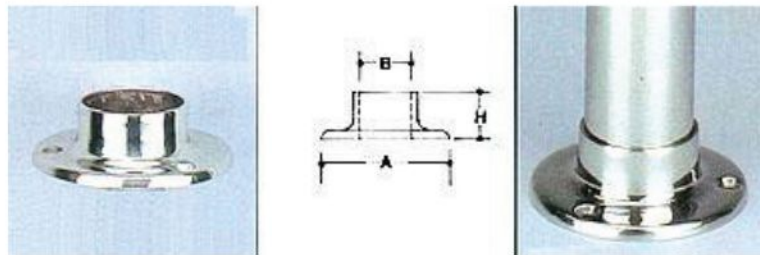


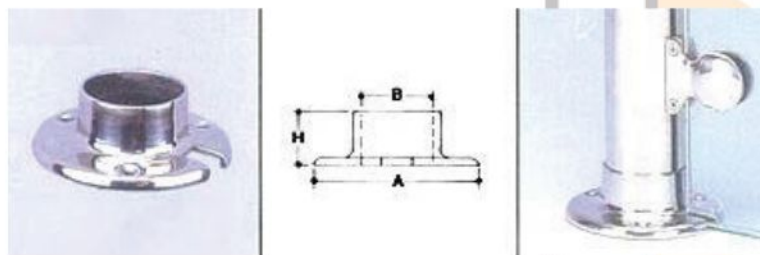
**WALL STOP FLANGE ADJ. ANGLE 122°-135°**

Model No.	Size
1515A	B1 <sup>1</sup> / <sub>2</sub> " x A3 <sup>1</sup> / <sub>2</sub> " x W2 <sup>1</sup> / <sub>4</sub> "
2015A	B2" x A4 <sup>1</sup> / <sub>2</sub> " x W2 <sup>3</sup> / <sub>4</sub> "
2515A	B2 <sup>1</sup> / <sub>2</sub> " x A5" x W3 <sup>1</sup> / <sub>4</sub> "



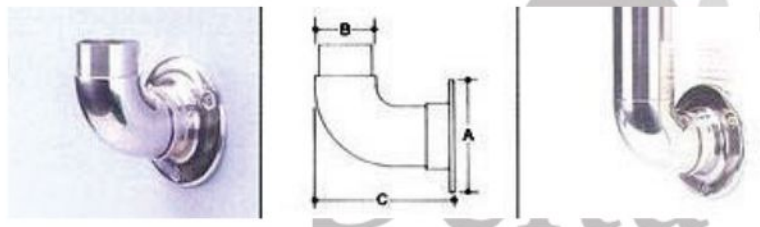
**ROUND BASE PLATE/ FLANGE**

Model No.	Size
1516A	B1 <sup>1</sup> / <sub>2</sub> " x A3" x H1"
2016A	B2" x A4" x H1 <sup>1</sup> / <sub>4</sub> "
2516A	B2 <sup>1</sup> / <sub>2</sub> " x A5" x H1 <sup>1</sup> / <sub>2</sub> "
3016A	B3" x A6" x H1 <sup>3</sup> / <sub>4</sub> "

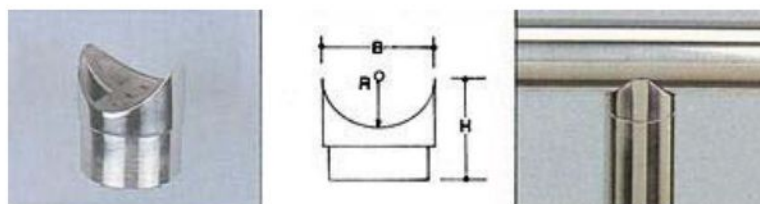


**ROUND BASE PLATE/ FLANGE**

Model No.	Size
1517A	B1 <sup>1</sup> / <sub>2</sub> " x A3" x H1"
2017A	B2" x A4" x H1 <sup>1</sup> / <sub>4</sub> "
2517A	B2 <sup>1</sup> / <sub>2</sub> " x A5" x H1 <sup>1</sup> / <sub>2</sub> "
3017A	C3" x A6" x H1 <sup>3</sup> / <sub>4</sub> "

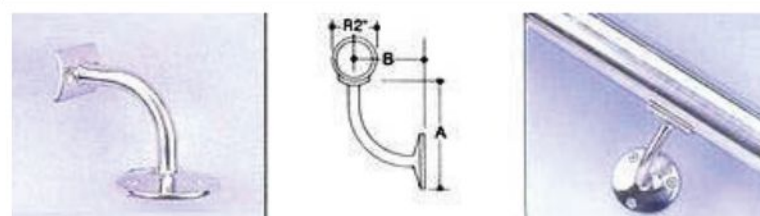


Model No.	Size
1524A	B1 <sup>1</sup> / <sub>2</sub> " x A3" x C3 <sup>1</sup> / <sub>2</sub> "
2024A	B2" x A4" x C3 <sup>3</sup> / <sub>4</sub> "
2524A	B2 <sup>1</sup> / <sub>2</sub> " x A5" x C4 <sup>5</sup> / <sub>8</sub> "



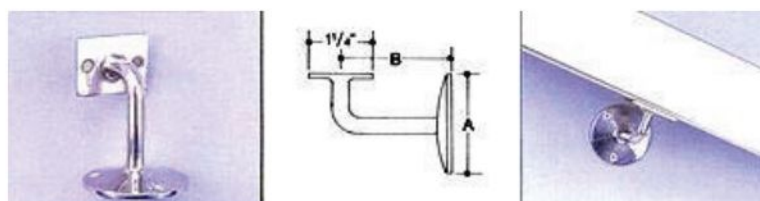
**PERPENDICULAR JOINER FLUSH FITTING**

Model No.	Size
2027A x R2"	B2" x R2" x H2 <sup>1</sup> / <sub>4</sub> "
2027A x R2 <sup>1</sup> / <sub>2</sub> "	B2" x R2 <sup>1</sup> / <sub>2</sub> " x H2"
2027A x R3"	B2" x R3" x H1 <sup>7</sup> / <sub>8</sub> "



**HANDRAIL SUPPORT RADIUSED**

Model No.	Size
1528A	R1 <sup>1</sup> / <sub>2</sub> " x A3 <sup>3</sup> / <sub>4</sub> " x B2 <sup>1</sup> / <sub>2</sub> "
2028A	R2" x A3 <sup>3</sup> / <sub>4</sub> " x B2 <sup>1</sup> / <sub>2</sub> "



**HANDRAIL SUPPORT FLAT TOP**

Model No.	Size
2029A	B2 <sup>1</sup> / <sub>2</sub> " x A2 <sup>1</sup> / <sub>2</sub> "