
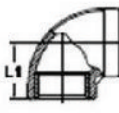

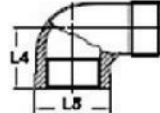

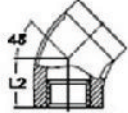

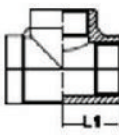



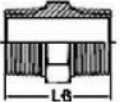





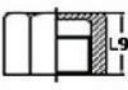





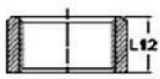


150 PSI Threaded Fittings

Thread: NPT, BSPT (PT), BSPP

Material: ASTM A351 CF8 (304) & CF8M (316)

Made by Lost Wax Investment Casting

					
90° Elbow		90° Street Elbow		45° Elbow	
					
Tee		Cross		Hex. Nipple	
					
Hex. Plug		Square Plug		Hex. Cap	
					
Round Cap		Coupling (Socket)		Half Coupling	

SIZE	L1	L2	L3	L4	L5	L6	L7	L8	L9	L10	L11	L12
1/8"	16	18	16	17	25	22	18	17	13	-	-	-
1/4"	19	19	19	20	30	30	18	21	15	15	25	11
3/8"	24	20	25	24	34	31	19	23	17	17	26	12
1/2"	25.5	20	28	26	37	35	22	24	19	17.5	32	15
3/4"	29.5	23	32	30	43	39	24	25	18	20.5	33	17
1"	36	26	39	36	51	45	27	27	20.5	23.5	38	19
1-1/4"	43.5	30	45	44	59	48	26	34.5	22	25.5	44	22
1-1/2"	46.5	33	49	47	64	50	29.5	35.5	23	26.5	44	23
2"	55.5	38	57	54	74	57	32	36	25.5	28	50	25
2-1/2"	66	45	69	66	90	64	36.5	43	28.5	31	58	29
3"	74	52	-	74	99	70	37.5	46.5	30.5	33	66	33
4"	90	64	-	90	115	79	42	52	38.5	37	72	36

(Unit: mm)